

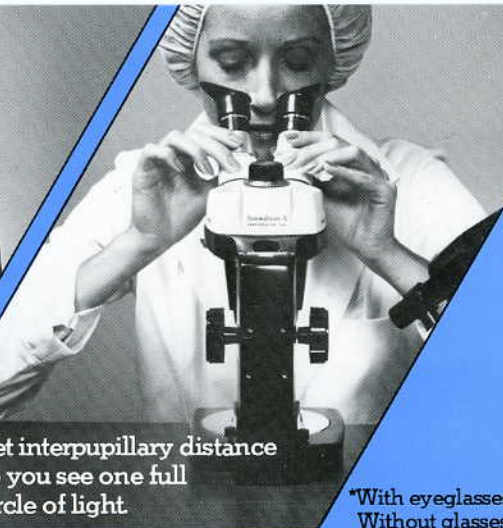
Leica

How to use StereoZoom[®] microscopes

in 6 easy steps.

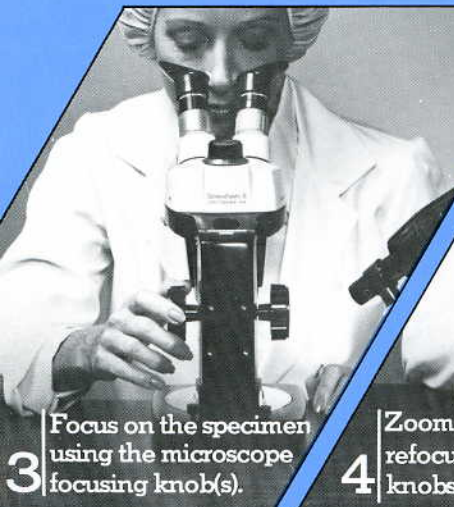


1 Illuminate specimen; set zoom knob to lowest magnification setting.

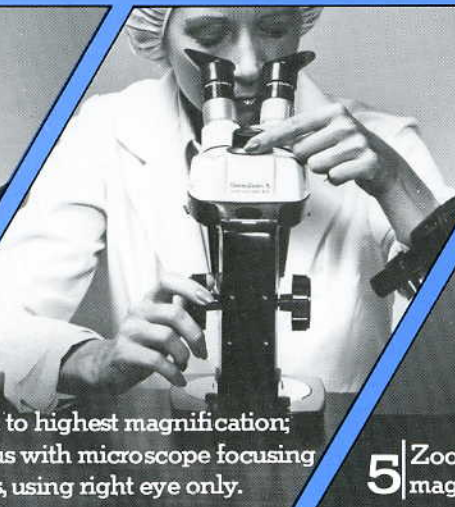


2 Set interpupillary distance so you see one full circle of light.

*With eyeglasses—remove
Without glasses—use eye



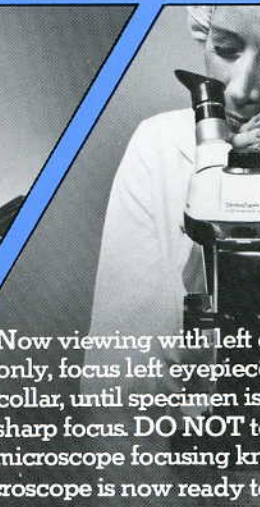
3 Focus on the specimen using the microscope focusing knob(s).



4 Zoom to highest magnification; refocus with microscope focusing knobs, using right eye only.



5 Zoom to lowest magnification.



6 Now viewing with left eye only, focus left eyepiece collar, until specimen is sharp focus. **DO NOT** touch microscope focusing knobs. Your microscope is now ready to use.